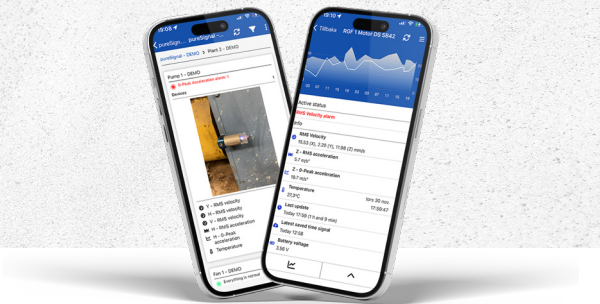


pureCLOUD software products

Expert analytic tools and AI insights from your pureSignal system



pureCLOUD software products is a collection of software services delivered from pureSignal to offer a turn-key solution for easy monitoring of your machines, regardless of whether you want to monitor trend values or do deep analytic's of raw time signals with the help of Ai-Screening.

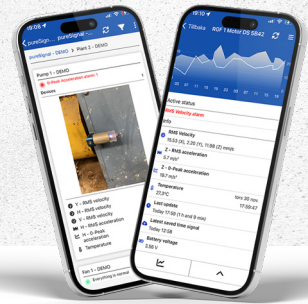
pureCLOUD collection

Base	Expert	AI
The foundation for seamlessly interacting with the sensor via the pureCLOUD.	Let you or your vibration experts analyze time signals, FFT spectras and detailed trends.	AI machine diagnostic for direct feedback of anomalies.
<div><div>✓ Cloud storage</div><div>✓ Mobile APP for IOS/Android/ MS store – for alarms settings and historical trend data</div><div>✓ Factory overview, KPI's and mobile dashboard</div><div>✓ Rest API for integrations</div><div>✓ Secure data storage and backup</div><div>✓ Unlimited numbers of users</div></div>	<div><div>Everything in Base plus:</div><div><div>✓ Online Expert analytics tool covering</div><div><div>• Spectras</div><div>• Time wave form</div><div>• Waterfalls</div><div>• Long-term trends</div><div>• Envelopes</div></div></div></div>	<div><div>Everything in Base plus:</div><div><div>✓ AI Algorithm for automatic analysis and screening</div><div><div>• AI first response in pureCloud APP</div></div></div></div>

pureCLOUD third party software's	
<div><div>Viking Analytic's MultiViz –</div><div>MultiViz offers a comprehensive system designed for efficient machine health monitoring, merging AI-driven algorithms with manual analysis capabilities.</div></div>	On request
<div><div>Asensiot MyAsensiot –</div><div>Asensiot combines relevant condition monitoring data, scalable and accurate screening algorithm (AI) with an efficient analyst-based validation process to generate clear, understandable and standardized notifications.</div></div>	On request

pureCLOUD software products

Expert analytic tools and AI insights from your pureSignal system



pureCLOUD Base

Measurement data from all your pureSignal sensors are seamlessly interacting and sent to the pureCLOUD. All data is easily viewed by you or your team via the included phone, tablet or PC apps. With the pureCLOUD APP you can check your complete plant machine health status directly in your mobile device, anytime and wherever you are.

This gives you availability to monitor the status of all your machines. Get notifications and recommended actions, all in one app that is with you wherever you are. The free app is included and can be used by an unlimited number of users in your company. It provides a top-down hierarchy visualization that makes it powerful for everyone in the organization – from management for maintenance and production to the maintenance and operators staff and service engineers.

Alarms and trends

In the pureCLOUD app your factory, the departments and the machines are displayed in a graphical top-down structure. This makes the overview of objects needing attention very effective. Easily drill down to the defective one and see a developed report of trends and values that are causing the warnings or alarm.

Security and storage in one

You own and control your machine measurement data – pureCLOUD stores it for you in a secure way and provides numerous ways for you to display and analyse all historical data. If you for any reason and at any given time like to have it back, we hand it over immediately.

Settings and system management

The pureCLOUD app also serves as the central for your pureSignal system. Add sensors, administrate users, trigger intervals and more. Here you got all that you need in one place and in a straightforward and user-friendly user interface.

Integration to dashboards or other software

pureCLOUD comes with a possibility of full integration, via rest-API. If you also wish to read the data from other analytic's software or displaying data on a general dashboard or trend software, you are free to do so with pureCLOUD. Our support team will assist to make the connection easy for you.

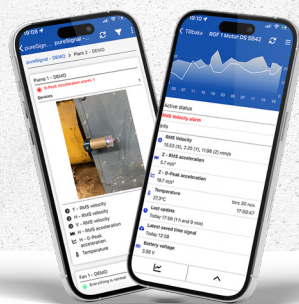


Download app



pureCLOUD software products

Expert analytic tools and AI insights from your pureSignal system



pureCLOUD Expert

pureCLOUD expert is a professional software tool for analysing of raw time waveform data measured by the pureMEMS sensors. The system is web-based solution and can be accessed from the most popular web browsers and makes it possible to do manual expert analyses.

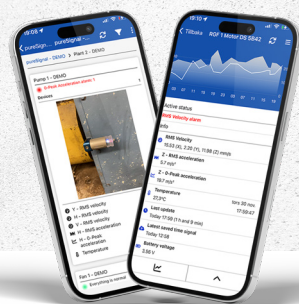
In short, pureCLOUD Expert consists of the following:

- Machine overview and tree structure with real machines pictures.
- Visualization of historic trend data.
- FFT spectra with selectable high and low pass filter.
- User defined frequency markers.
- Time signals.
- Export functions of data.



pureCLOUD software products

Expert analytic tools and AI insights from your pureSignal system



pureCLOUD Ai

pureCLOUD Ai is an AI screening algorithm presenting first response results in pureCLOUD and pureCLOUD Expert. This feature as an option can be fully integrated in the pureCLOUD app to make your analyse work more efficient by screening out the most critical measurements. The precise integrated algorithm is developed to efficiently screen out bad machine actors and provide actionable insights of your machines.

By using pureCLOUD Ai the direct AI results from screening will appear in the local user's mobile app instant and continuously highlighting the good and bad acting assets. This allows you to focus on the most critical assets, which can be further validated using the web based expert analytic tool pureCLOUD Expert.

Optimized notification insight – the process



pureSignal – a complete system solution for your machine monitoring

pureSignal offers a complete range of products for easy monitoring of your machines, Including gateways, Cloud-Services and Apps as well as and wireless RPM-sensor. Stay tuned – more sensors will soon be added to the pureFAMILY.

Read more and get started at www.puresignal.se

